

## SIT timing pulleys - FALCON GTR

**FALCON GTR** pulleys produced by SIT have been specifically designed and developed to fit **FALCON Pd®** belts.

Only the use of SIT pulleys ensures optimal lifetime and performance of the transmission systems.

Pulleys **FALCON GTR** are the result of accurate studies and numerous laboratory tests through which we have achieved optimal matching and maximum noise reduction. SIT has a complete range of **FALCON GTR** pulleys designed for assembly with SER-SIT® taper bushing.

### For mounting taper bushing SER-SIT®

Material: steel/cast iron/spheroidal cast iron

Finishing: protective surface treatment.

Pitch:

- 8M
- 14M



### Special executions

Upon request, SIT is able to design and manufacture any type of pulley based on customer requirements.

For peripheral speed exceeding 33 m/s it is strongly recommended to use steel as material of construction.

$$\text{peripheral speed [m/s]} = \frac{\text{pulley diameter [mm]} \cdot \text{rpm}}{19100}$$

In order to reduce the system weight, the pulleys can be manufactured from light metals; in this case the lifetime will be reduced when compared to the standard because the nylon belt coating has a slightly abrasive effect. This disadvantage can be reduced with a high thickness anodization coating of the teeth.

### Flanged pulleys

Timing belts, when in motion, have a slight lateral displacement. It is therefore necessary to use at least one flanged pulley to prevent the belt jumping out of the pulley.

Usually, in order to reduce the costs, the flanged pulley is the one with the smaller diameter.

In any case, when the distance of the axes is greater than 8 times the diameter of the small pulley, or when the transmission is working on shafts arranged in a position that is not horizontal, both pulleys have to be flanged.

## TOLERANCES

### Pulley diameter tolerances

External Diameter [mm]	Tolerances [mm]
up to 25,4	-0,00 +0,05
from 25,5 to 50,8	-0,00 +0,08
from 50,9 to 101,6	-0,00 +0,10
from 101,7 to 177,8	-0,00 +0,13
from 177,9 to 304,8	-0,00 +0,15
from 304,9 to 508,0	-0,00 +0,18
more than 508,1	-0,00 +0,25

### Radial circular runout

External Diameter [mm]	Measured total eccentricity [mm]
up to 200	0,13
more than 200	add 0,0005 for any mm more than 200

### Cylindricity tolerance

Pulley width	Tolerances
for any 100 mm	0,1 mm without exceeding the external diameter tolerance

### Protective coating

All (steel and cast iron) pulleys are treated with surface process that gives greater resistance against oxidizing agents. This treatment does not modify the profile or the dimensions of the pulleys.

On request SIT can provide a wide range of special coating, related to the customer specific needs or environmental critical conditions.

### Note

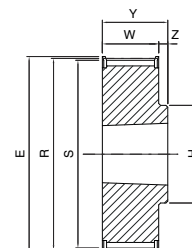
Due to a constant improvement of our products, technical data of the pulleys may be subject to changes. For technical and production reasons, in some cases materials other than those indicated in the catalogue may be used. For confirmation of the material actually available, please contact customer service.

# Dimensions of timing pulleys FALCON GTR - mounting taper bushing SER-SIT® itches 8M - 14M



TIMING PULLEYS - PBG

Part Number	<b>PBG 34 G 8M 36</b>
FALCON GTR pulley - mounting taper bushing	
Number of teeth	
Pitch	
Belt width in mm	

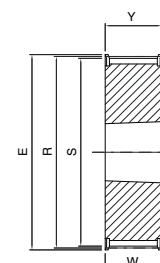


2

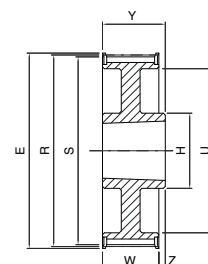
## PBG ...G8M 12

8M

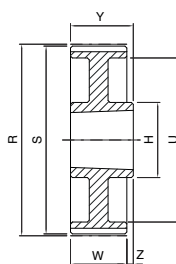
Code	Teeth nr.	Type	SER-SIT® Taper bushing	E [mm]	R [mm]	S [mm]	U [mm]	H [mm]	W [mm]	Y [mm]	Z [mm]	Material
PBG 22G8M12	22	6	1008	62,0	56,02	54,42	-	-	22,0	22,0	-	cast iron
PBG 24G8M12	24	6	1108	67,0	61,12	59,52	-	-	22,0	22,0	-	
PBG 25G8M12	25	6	1108	67,0	63,66	62,06	-	-	22,0	22,0	-	
PBG 26G8M12	26	6	1108	73,0	66,21	64,61	-	-	22,0	22,0	-	
PBG 27G8M12	27	6	1108	73,0	68,75	67,15	-	-	22,0	22,0	-	
PBG 28G8M12	28	6	1108	77,0	71,30	69,70	-	-	22,0	22,0	-	
PBG 30G8M12	30	6	1108	84,0	76,39	74,79	-	-	22,0	22,0	-	
PBG 31G8M12	31	6	1108	84,0	78,94	77,34	-	-	22,0	22,0	-	
PBG 32G8M12	32	2	1210	88,0	81,49	79,89	-	66,0	20,0	25,0	5,0	steel
PBG 33G8M12	33	2	1610	94,0	84,03	82,43	-	72,0	20,0	25,0	5,0	
PBG 34G8M12	34	2	1610	94,0	86,58	84,98	-	72,0	20,0	25,0	5,0	
PBG 35G8M12	35	2	1610	94,0	89,13	87,53	-	72,0	20,0	25,0	5,0	
PBG 36G8M12	36	2	1610	98,0	91,67	90,07	-	75,0	20,0	25,0	5,0	
PBG 37G8M12	37	2	1610	100,0	94,22	92,62	-	77,0	20,0	25,0	5,0	
PBG 38G8M12	38	2	1610	104,0	96,77	95,17	-	82,0	20,0	25,0	5,0	
PBG 40G8M12	40	2	1610	108,0	101,86	100,26	-	89,0	20,0	25,0	5,0	
PBG 41G8M12	41	2	1610	111,0	104,41	102,81	-	89,0	20,0	25,0	5,0	
PBG 42G8M12	42	2	1610	113,0	106,95	105,35	-	91,0	20,0	25,0	5,0	
PBG 44G8M12	44	2	2012	121,0	112,05	110,45	-	104,0	20,0	32,0	12,0	
PBG 45G8M12	45	2	2012	121,0	114,59	112,99	-	104,0	20,0	32,0	12,0	
PBG 48G8M12	48	2	2012	129,0	122,23	120,63	-	105,0	20,0	32,0	12,0	
PBG 50G8M12	50	2	2012	131,0	127,32	125,72	-	105,0	20,0	32,0	12,0	
PBG 53G8M12	53	2	2012	142,0	134,96	133,36	-	105,0	20,0	32,0	12,0	
PBG 56G8M12	56	2	2012	149,0	142,60	141,00	-	105,0	20,0	32,0	12,0	
PBG 60G8M12	60	2	2012	158,0	152,79	151,19	-	110,0	20,0	32,0	12,0	
PBG 64G8M12	64	9	2012	168,0	162,97	161,37	140,0	110,0	20,0	32,0	12,0	
PBG 67G8M12	67	9	2012	175,0	170,6	169,00	147,0	110,0	20,0	32,0	12,0	
PBG 72G8M12	72	9	2012	191,0	183,35	181,75	158,0	110,0	20,0	32,0	12,0	
PBG 75G8M12	75	9	2012	202,0	190,99	189,39	164,0	110,0	20,0	32,0	12,0	
PBG 80G8M12	80	9	2012	216,0	203,72	202,12	178,0	110,0	20,0	32,0	12,0	
PBG 90G8M12	90	9A	2012	-	229,18	227,58	204,0	110,0	20,0	32,0	12,0	



6



9



9A

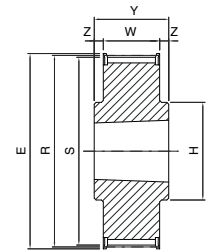
# Dimensions of timing pulleys FALCON GTR - mounting taper bushing SER-SIT®



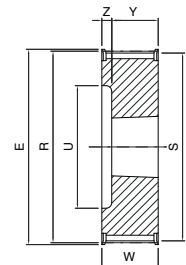
## PBG ...G8M 21

8M

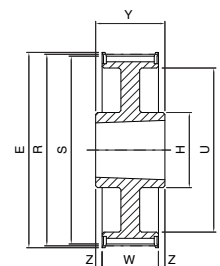
Code	Teeth nr.	Type	SER-SIT® Taper bushing	E [mm]	R [mm]	S [mm]	U [mm]	H [mm]	W [mm]	Y [mm]	Z [mm]	Material
PBG 22G8M21	22	4	1008	62,0	56,02	54,42	38,0	-	30,0	22,0	8,0	cast iron
PBG 24G8M21	24	4	1108	67,0	61,12	59,52	42,0	-	30,0	22,0	8,0	
PBG 25G8M21	25	4	1108	67,0	63,66	62,06	45,0	-	30,0	22,0	8,0	
PBG 26G8M21	26	4	1108	73,0	66,21	64,61	45,0	-	30,0	22,0	8,0	
PBG 27G8M21	27	4	1108	73,0	68,75	67,15	45,0	-	30,0	22,0	8,0	
PBG 28G8M21	28	4	1108	77,0	71,30	69,70	52,0	-	30,0	22,0	8,0	
PBG 30G8M21	30	4	1610	84,0	76,39	74,79	58,0	-	30,0	25,0	5,0	steel
PBG 31G8M21	31	4	1610	84,0	78,94	77,34	58,0	-	30,0	25,0	5,0	
PBG 32G8M21	32	4	1610	88,0	81,49	79,89	63,0	-	30,0	25,0	5,0	
PBG 33G8M21	33	4	1610	88,0	84,04	82,44	63,0	-	30,0	25,0	5,0	
PBG 34G8M21	34	4	1610	94,0	86,58	84,98	68,0	-	30,0	25,0	5,0	
PBG 35G8M21	35	4	1610	94,0	89,13	87,53	68,0	-	30,0	25,0	5,0	
PBG 36G8M21	36	4	1610	98,0	91,67	90,07	73,0	-	30,0	25,0	5,0	cast iron
PBG 37G8M21	37	4	1610	100,0	94,22	92,62	75,0	-	30,0	25,0	5,0	
PBG 38G8M21	38	4	1610	104,0	96,77	95,17	78,0	-	30,0	25,0	5,0	
PBG 40G8M21	40	4	1610	108,0	101,86	100,26	83,0	-	30,0	25,0	5,0	
PBG 41G8M21	41	4	1610	108,0	104,41	102,81	83,0	-	30,0	25,0	5,0	
PBG 42G8M21	42	4	1610	111,0	106,70	105,10	86,0	-	30,0	25,0	5,0	
PBG 44G8M21	44	1	2012	121,0	112,05	110,45	-	104,0	30,0	32,0	1,0	
PBG 45G8M21	45	1	2012	121,0	114,59	112,99	-	104,0	30,0	32,0	1,0	
PBG 48G8M21	48	1	2012	129,0	122,23	120,63	-	105,0	30,0	32,0	1,0	
PBG 50G8M21	50	1	2012	131,0	127,32	125,72	-	105,0	30,0	32,0	1,0	
PBG 53G8M21	53	1	2012	142,0	134,96	133,36	-	120,0	30,0	32,0	1,0	
PBG 56G8M21	56	1	2012	149,0	142,60	141,00	-	105,0	30,0	32,0	1,0	
PBG 60G8M21	60	1	2517	158,0	152,79	151,19	-	110,0	30,0	45,0	7,5	
PBG 64G8M21	64	11	2517	168,0	162,97	161,37	138,0	120,0	30,0	45,0	7,5	
PBG 67G8M21	67	11	2517	175,0	170,60	169,00	145,0	120,0	30,0	45,0	7,5	
PBG 72G8M21	72	11	2517	191,0	183,35	181,75	158,0	120,0	30,0	45,0	7,5	
PBG 75G8M21	75	11	2517	202,0	190,99	189,39	165,0	120,0	30,0	45,0	7,5	
PBG 80G8M21	80	11	3020	216,0	203,72	202,12	178,0	160,0	30,0	51,0	10,5	
PBG 90G8M21	90	11A	3020	-	229,18	227,58	204,0	160,0	30,0	51,0	10,5	
PBG 112G8M21	112	11B	3020	-	285,21	283,61	260,0	160,0	30,0	51,0	10,5	
PBG 140G8M21	140	11B	3020	-	356,51	354,91	331,0	160,0	30,0	51,0	10,5	
PBG 144G8M21	144	11B	3020	-	366,69	365,09	341,0	160,0	30,0	51,0	10,5	



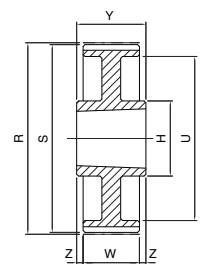
1



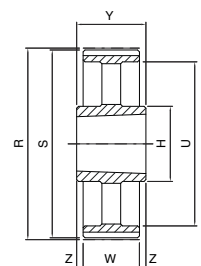
4



11



11A



11B

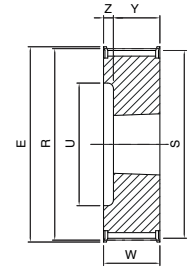
# Dimensions of timing pulleys FALCON GTR - mounting taper bushing SER-SIT®



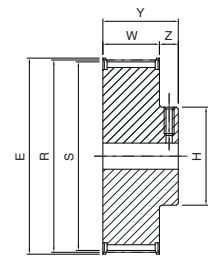
## PBG ...G8M 36

## 8M

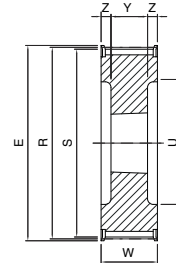
Code	Teeth nr.	Type	SER-SIT® Taper bushing	E [mm]	R [mm]	S [mm]	U [mm]	H [mm]	W [mm]	Y [mm]	Z [mm]	Material
PG 25G8M36	25	4C	-	67,0	63,66	62,06	-	49,0	45,0	55,0	10,0	steel
PG 26G8M36	26	4C	-	73,0	66,21	64,61	-	49,0	45,0	55,0	10,0	
PG 27G8M36	27	4C	-	73,0	68,75	67,15	-	49,0	45,0	55,0	10,0	
PG 28G8M36	28	4C	-	77,0	71,30	69,70	-	49,0	45,0	55,0	10,0	
PBG 30G8M36	30	4	1615	84,0	76,39	74,79	58,0	-	45,0	38,0	7,0	steel
PBG 31G8M36	31	4	1615	84,0	78,94	77,34	58,0	-	45,0	38,0	7,0	
PBG 32G8M36	32	4	1615	88,0	81,49	79,89	60,0	-	45,0	38,0	7,0	
PBG 33G8M36	33	4	1615	88,0	84,03	82,43	60,0	-	45,0	38,0	7,0	
PBG 34G8M36	34	4	1615	94,0	86,58	84,98	66,0	-	45,0	38,0	7,0	cast iron
PBG 35G8M36	35	4	1615	94,0	89,13	87,53	66,0	-	45,0	38,0	7,0	
PBG 36G8M36	36	4	1615	98,0	91,67	90,07	68,0	-	45,0	38,0	7,0	
PBG 37G8M36	37	4	1615	100,0	94,22	92,62	70,0	-	45,0	38,0	7,0	
PBG 38G8M36	38	4	1615	104,0	96,77	95,17	75,0	-	45,0	38,0	7,0	steel
PBG 40G8M36	40	5	2012	108,0	101,86	100,26	80,0	-	45,0	32,0	6,5	
PBG 41G8M36	41	5	2012	108,0	104,41	102,81	80,0	-	45,0	32,0	6,5	
PBG 42G8M36	42	5	2012	111,0	106,95	105,35	80,0	-	45,0	32,0	6,5	
PBG 44G8M36	44	5	2012	121,0	112,05	110,45	90,0	-	45,0	32,0	6,5	steel
PBG 45G8M36	45	5	2012	121,0	114,59	112,99	90,0	-	45,0	32,0	6,5	
PBG 48G8M36	48	5	2012	129,0	122,23	120,63	98,0	-	45,0	32,0	6,5	
PBG 50G8M36	50	5	2012	131,0	127,32	125,72	103,0	-	45,0	32,0	6,5	
PBG 53G8M36	53	5	2012	142,0	134,96	133,36	114,0	-	45,0	32,0	6,5	cast iron
PBG 56G8M36	56	6	2517	149,0	142,60	141,00	-	-	45,0	45,0	-	
PBG 60G8M36	60	6	2517	158,0	152,79	151,19	-	-	45,0	45,0	-	
PBG 64G8M36	64	7	2517	168,0	162,97	161,37	138,0	120,0	45,0	45,0	-	
PBG 67G8M36	67	7	2517	175,0	170,60	169,00	145,0	120,0	45,0	45,0	-	cast iron
PBG 72G8M36	72	7	2517	191,0	183,35	181,75	158,0	120,0	45,0	45,0	-	
PBG 75G8M36	75	11	3020	202,0	190,99	189,39	165,0	160,0	45,0	51,0	3,0	
PBG 80G8M36	80	11	3020	216,0	203,72	202,12	178,0	160,0	45,0	51,0	3,0	
PBG 90G8M36	90	11A	3020	-	229,18	227,58	204,0	160,0	45,0	51,0	3,0	cast iron
PBG 112G8M36	112	11B	3020	-	285,21	283,61	260,0	160,0	45,0	51,0	3,0	
PBG 140G8M36	140	11B	3020	-	356,51	354,91	331,0	160,0	45,0	51,0	3,0	
PBG 144G8M36	144	11B	3020	-	366,69	365,09	341,0	160,0	45,0	51,0	3,0	
PBG 168G8M36	168	11B	3020	-	427,81	426,21	402,0	160,0	45,0	51,0	3,0	cast iron
PBG 192G8M36	192	11B	3020	-	488,92	487,32	462,0	160,0	45,0	51,0	3,0	



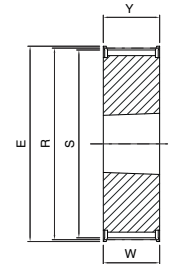
4



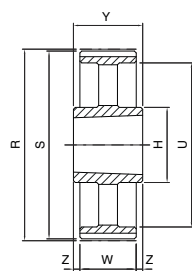
4C  
Set screw



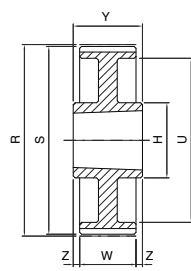
5



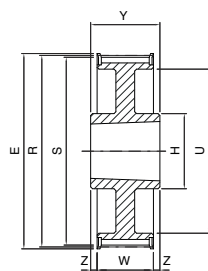
6



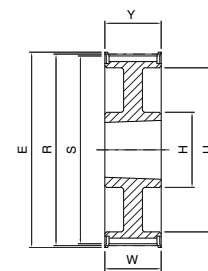
11B



11A



11



7

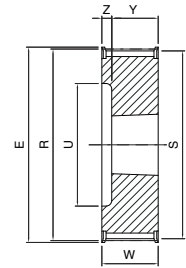
# Dimensions of timing pulleys FALCON GTR - mounting taper bushing SER-SIT®



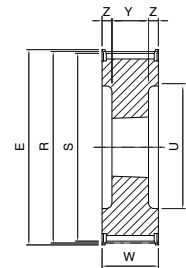
## PBG ...G8M 62

## 8M

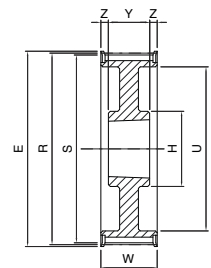
Code	Teeth nr.	Type	SER-SIT® Taper bushing	E [mm]	R [mm]	S [mm]	U [mm]	H [mm]	W [mm]	Y [mm]	Z [mm]	Material
PBG 30G8M62	30	4	1615	84,0	76,39	74,79	58,0	-	72,0	38,0	34,0	steel
PBG 31G8M62	31	4	1615	88,0	78,94	77,34	60,0	-	72,0	38,0	34,0	
PBG 32G8M62	32	4	1615	88,0	81,49	79,89	60,0	-	72,0	38,0	34,0	
PBG 33G8M62	33	4	1615	90,0	84,04	82,44	62,0	-	72,0	38,0	34,0	
PBG 34G8M62	34	5	1615	94,0	86,58	84,98	66,0	-	72,0	38,0	17,0	cast iron
PBG 35G8M62	35	5	1615	94,0	89,13	87,53	66,0	-	72,0	38,0	17,0	
PBG 36G8M62	36	5	1615	98,0	91,67	90,07	68,0	-	72,0	38,0	17,0	
PBG 37G8M62	37	5	1615	100,0	94,22	92,62	70,0	-	72,0	38,0	17,0	
PBG 38G8M62	38	5	1615	104,0	96,77	95,17	75,0	-	72,0	38,0	17,0	steel
PBG 40G8M62	40	5	2012	108,0	101,86	100,26	80,0	-	72,0	32,0	20,0	
PBG 41G8M62	41	5	2012	108,0	104,41	102,81	80,0	-	72,0	32,0	20,0	
PBG 42G8M62	42	5	2012	111,0	106,95	105,35	80,0	-	72,0	32,0	20,0	
PBG 44G8M62	44	5	2012	121,0	112,05	110,45	90,0	-	72,0	32,0	20,0	cast iron
PBG 45G8M62	45	5	2012	121,0	114,59	112,99	92,0	-	72,0	32,0	20,0	
PBG 48G8M62	48	5	2517	129,0	122,23	120,63	100,0	-	72,0	45,0	13,5	steel
PBG 50G8M62	50	5	2517	131,0	127,32	125,72	105,0	-	72,0	45,0	13,5	
PBG 53G8M62	53	5	2517	142,0	134,96	133,36	116,0	-	72,0	45,0	13,5	
PBG 56G8M62	56	5	2517	149,0	142,60	141,00	120,0	-	72,0	45,0	13,5	
PBG 60G8M62	60	5	2517	158,0	152,79	151,19	128,0	-	72,0	45,0	13,5	cast iron
PBG 64G8M62	64	5	2517	168,0	162,97	161,37	138,0	-	72,0	45,0	13,5	
PBG 67G8M62	67	5	3020	175,0	170,60	169,00	145,0	-	72,0	51,0	10,5	
PBG 72G8M62	72	5	3020	191,0	183,35	181,75	158,0	-	72,0	51,0	10,5	
PBG 75G8M62	75	5	3020	202,0	190,99	189,39	165,0	-	72,0	51,0	10,5	cast iron
PBG 80G8M62	80	8	3020	216,0	203,72	202,12	178,0	160,0	72,0	51,0	10,5	
PBG 90G8M62	90	8A	3020	-	229,18	227,58	204,0	160,0	72,0	51,0	10,5	
PBG 112G8M62	112	8B	3020	-	285,21	283,61	260,0	160,0	72,0	51,0	10,5	
PBG 140G8M62	140	11B	3030	-	356,51	354,91	331,0	146,0	72,0	76,0	2,0	cast iron
PBG 144G8M62	144	11B	3030	-	366,69	365,09	341,0	146,0	72,0	76,0	2,0	
PBG 168G8M62	168	11B	3030	-	427,81	426,21	402,0	146,0	72,0	76,0	2,0	
PBG 192G8M62	192	11B	3030	-	488,92	487,32	462,0	146,0	72,0	76,0	2,0	



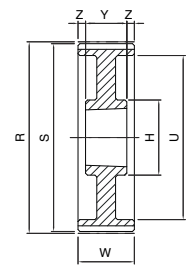
4



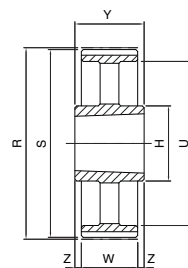
5



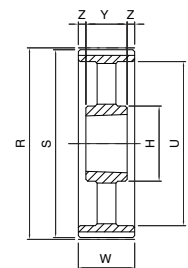
8



8A



11B



8B

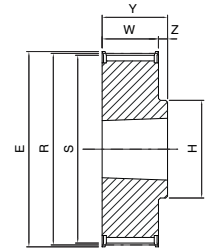
# Dimensions of timing pulleys FALCON GTR - mounting taper bushing SER-SIT®



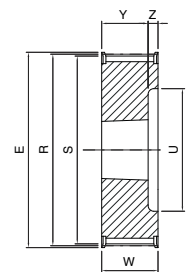
## PBG ...G14M 20

14M

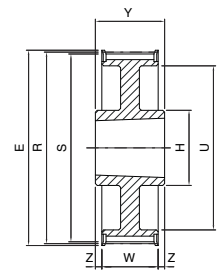
Code	Teeth nr.	Type	SER-SIT® Taper bushing	E [mm]	R [mm]	S [mm]	U [mm]	H [mm]	W [mm]	Y [mm]	Z [mm]	Material
PBG 28G14M20	28	3	2012	134,0	124,78	121,98	98,0	-	33,0	32,0	1,0	cast iron
PBG 29G14M20	29	3	2012	134,0	129,23	126,43	100,0	-	33,0	32,0	1,0	
PBG 30G14M20	30	3	2012	142,0	133,69	130,89	100,0	-	33,0	32,0	1,0	
PBG 32G14M20	32	3	2012	150,0	142,60	139,80	104,0	-	33,0	32,0	1,0	
PBG 34G14M20	34	2	2517	158,0	151,52	148,72	-	125,0	33,0	45,0	12,0	
PBG 36G14M20	36	2	2517	166,0	160,43	157,63	-	125,0	33,0	45,0	12,0	
PBG 38G14M20	38	2	2517	177,0	169,34	166,54	-	125,0	33,0	45,0	12,0	
PBG 40G14M20	40	2	2517	186,0	178,25	175,45	-	125,0	33,0	45,0	12,0	
PBG 44G14M20	44	2	3020	209,0	196,08	193,28	-	160,0	33,0	51,0	18,0	
PBG 48G14M20	48	2	3020	216,0	213,90	211,11	-	160,0	33,0	51,0	18,0	
PBG 50G14M20	50	2	3020	232,0	222,82	220,02	-	160,0	33,0	51,0	18,0	
PBG 56G14M20	56	11	3020	261,0	249,55	246,76	207,0	160,0	33,0	51,0	9,0	
PBG 60G14M20	60	11	3020	274,0	267,38	264,58	224,0	160,0	33,0	51,0	9,0	
PBG 64G14M20	64	11	3020	288,0	285,21	282,41	243,0	160,0	33,0	51,0	9,0	
PBG 72G14M20	72	11A	3020	-	320,86	318,06	279,0	160,0	33,0	51,0	9,0	
PBG 80G14M20	80	11B	3020	-	356,51	353,71	314,0	160,0	33,0	51,0	9,0	
PBG 90G14M20	90	11B	3020	-	401,07	398,27	359,0	160,0	33,0	51,0	9,0	
PBG 112G14M20	112	11B	3020	-	499,11	496,31	457,0	160,0	33,0	51,0	9,0	
PBG 140G14M20	140	11B	3020	-	623,89	621,09	581,0	160,0	33,0	51,0	9,0	
PBG 144G14M20	144	11B	3020	-	641,71	638,92	600,0	160,0	33,0	51,0	9,0	
PBG 168G14M20	168	11B	3020	-	748,66	745,87	705,0	160,0	33,0	51,0	9,0	
PBG 192G14M20	192	11B	3535	-	855,62	852,82	812,0	178,0	33,0	89,0	28,0	
PBG 216G14M20	216	11B	3535	-	962,57	959,77	920,0	178,0	33,0	89,0	28,0	
PBG 264G14M20	264	11B	3535	-	1176,47	1173,67	1133,0	178,0	33,0	89,0	28,0	



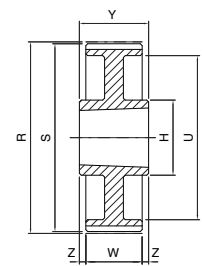
2



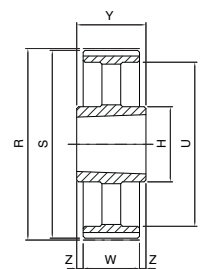
3



11



11A



11B

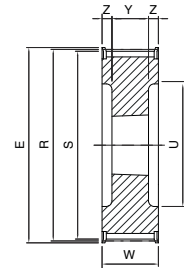
# Dimensions of timing pulleys FALCON GTR - mounting taper bushing SER-SIT®



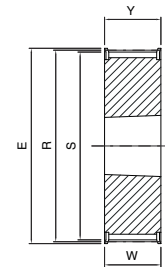
## PBG ...G14M 37

14M

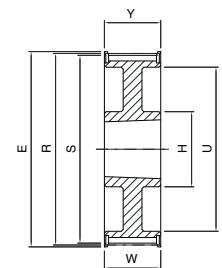
Code	Teeth nr.	Type	SER-SIT® Taper bushing	E [mm]	R [mm]	S [mm]	U [mm]	H [mm]	W [mm]	Y [mm]	Z [mm]	Material
PBG 28G14M37	28	5	2012	134,0	124,78	121,98	98,0	-	51,0	32,0	9,5	cast iron
PBG 29G14M37	29	5	2012	134,0	129,23	126,43	100,0	-	51,0	32,0	9,5	
PBG 30G14M37	30	5	2012	142,0	133,69	130,89	100,0	-	51,0	32,0	9,5	
PBG 32G14M37	32	5	2012	150,0	142,60	139,80	104,0	-	51,0	32,0	9,5	
PBG 34G14M37	34	5	2517	158,0	151,52	148,72	110,0	-	51,0	45,0	3,0	
PBG 36G14M37	36	5	2517	166,0	160,43	157,63	120,0	-	51,0	45,0	3,0	
PBG 38G14M37	38	5	2517	177,0	169,34	166,54	130,0	-	51,0	45,0	3,0	
PBG 40G14M37	40	5	2517	186,0	178,25	175,45	138,0	-	51,0	45,0	3,0	
PBG 44G14M37	44	6	3020	209,0	196,08	193,28	-	-	51,0	51,0	-	
PBG 48G14M37	48	6	3020	216,0	213,90	211,11	-	-	51,0	51,0	-	
PBG 50G14M37	50	6	3020	232,0	222,82	220,02	-	-	51,0	51,0	-	
PBG 56G14M37	56	7	3020	261,0	249,55	246,76	207,0	160,0	51,0	51,0	-	
PBG 60G14M37	60	7	3020	274,0	267,38	264,58	224,0	160,0	51,0	51,0	-	
PBG 64G14M37	64	7	3020	288,0	285,21	282,41	243,0	160,0	51,0	51,0	-	
PBG 72G14M37	72	7A	3020	-	320,86	318,06	279,0	160,0	51,0	51,0	-	
PBG 80G14M37	80	7B	3020	-	356,51	353,71	314,0	160,0	51,0	51,0	-	
PBG 90G14M37	90	7B	3020	-	401,07	398,27	359,0	160,0	51,0	51,0	-	
PBG 112G14M37	112	11B	3535	-	499,11	496,31	457,0	178,0	51,0	89,0	19,0	
PBG 140G14M37	140	11B	3535	-	623,89	621,09	581,0	178,0	51,0	89,0	19,0	
PBG 144G14M37	144	11B	3535	-	641,71	638,92	600,0	178,0	51,0	89,0	19,0	
PBG 168G14M37	168	11B	3535	-	748,66	745,87	705,0	178,0	51,0	89,0	19,0	
PBG 192G14M37	192	11B	3535	-	855,62	852,82	812,0	178,0	51,0	89,0	19,0	
PBG 216G14M37	216	11B	4040	-	962,57	959,77	920,0	215,0	51,0	102,0	25,5	
PBG 264G14M37	264	11B	4040	-	1176,47	1173,67	1133,0	215,0	51,0	102,0	25,5	



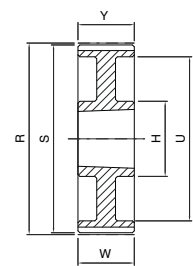
5



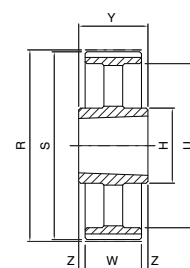
6



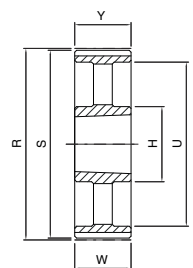
7



7A



11B



7B

# Dimensions of timing pulleys FALCON GTR - mounting taper bushing SER-SIT®



TIMING PULLEYS - PBG

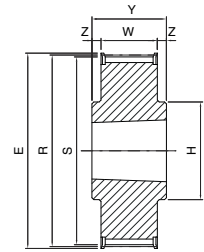
## PBG ...G14M 68

14M

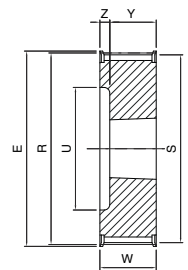
Code	Teeth nr.	Type	SER-SIT® Taper bushing	E [mm]	R [mm]	S [mm]	U [mm]	H [mm]	W [mm]	Y [mm]	Z [mm]	Material
PBG 28G14M68	28	5	2517	134,0	124,78	121,98	98,0	-	84,0	45,0	19,5	steel
PBG 29G14M68	29	5	2517	134,0	129,23	126,43	100,0	-	84,0	45,0	19,5	cast iron
PBG 30G14M68	30	5	2517	142,0	133,69	130,89	100,0	-	84,0	45,0	19,5	
PBG 32G14M68*	32	5	2517	150,0	142,60	139,80	104,0	-	84,0	45,0	19,5	
PBG 34G14M68	34	4	3020	158,0	151,52	148,72	110,0	-	84,0	51,0	33,0	GS400
PBG 36G14M68	36	5	3020	166,0	160,43	157,63	120,0	-	84,0	51,0	16,5	cast iron
PBG 38G14M68	38	5	3020	177,0	169,34	166,54	130,0	-	84,0	51,0	16,5	
PBG 40G14M68	40	5	3020	186,0	178,25	175,45	138,0	-	84,0	51,0	16,5	
PBG 44G14M68	44	5	3030	209,0	196,08	193,28	154,0	-	84,0	76,0	4,0	
PBG 48G14M68	48	5	3030	216,0	213,90	211,11	172,0	-	84,0	76,0	4,0	
PBG 50G14M68	50	1	3535	232,0	222,82	220,02	-	178,0	84,0	89,0	2,5	
PBG 56G14M68	56	1	3535	261,0	249,55	246,76	-	178,0	84,0	89,0	2,5	
PBG 60G14M68	60	11	3535	274,0	267,38	264,58	224,0	178,0	84,0	89,0	2,5	
PBG 64G14M68	64	11	3535	288,0	285,21	282,41	243,0	178,0	84,0	89,0	2,5	
PBG 72G14M68	72	11A	3535	-	320,86	318,06	279,0	178,0	84,0	89,0	2,5	
PBG 80G14M68	80	11B	3535	-	356,51	353,71	314,0	178,0	84,0	89,0	2,5	
PBG 90G14M68	90	11B	3535	-	401,07	398,27	359,0	178,0	84,0	89,0	2,5	
PBG 112G14M68	112	11B	3535	-	499,11	496,31	457,0	178,0	84,0	89,0	2,5	
PBG 140G14M68	140	11B	4040	-	623,89	621,09	581,0	215,0	84,0	102,0	9,0	
PBG 144G14M68	144	11B	4040	-	641,71	638,92	600,0	215,0	84,0	102,0	9,0	
PBG 168G14M68	168	11B	4040	-	748,66	745,87	705,0	215,0	84,0	102,0	9,0	
PBG 192G14M68	192	11B	4040	-	855,62	852,82	812,0	215,0	84,0	102,0	9,0	
PBG 216G14M68	216	11B	5050	-	962,57	959,77	920,0	267,0	84,0	127,0	21,5	
PBG 264G14M68	264	11B	5050	-	1176,47	1173,67	1133,0	267,0	84,0	127,0	21,5	

\*= New standard

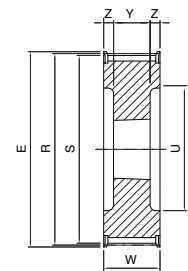
GS400 = spheroidal cast iron



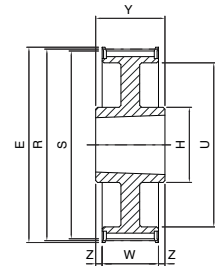
1



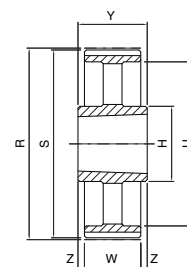
4



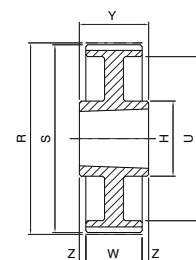
5



11



11B



11A



# Dimensions of timing pulleys FALCON GTR - mounting taper bushing SER-SIT®



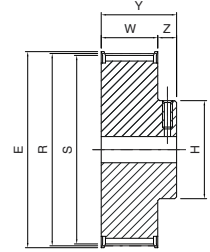
## PBG ...G14M 90

14M

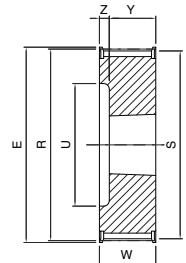
Code	Teeth nr.	Type	SER-SIT® Taper bushing	E [mm]	R [mm]	S [mm]	U [mm]	H [mm]	W [mm]	Y [mm]	Z [mm]	Material
PG 28G14M90	28	4C	-	134,0	124,78	121,98	-	100,0	106,0	121,0	15,0	cast iron
PG 29G14M90	29	4C	-	134,0	129,23	126,43	-	100,0	106,0	121,0	15,0	
PG 30G14M90	30	4C	-	142,0	133,69	130,89	-	105,0	106,0	121,0	15,0	
PG 32G14M90*	32	4C	-	150,0	142,60	139,80	-	110,0	106,0	121,0	15,0	
PBG 34G14M90	34	4	3020	158,0	151,52	148,72	110,0	-	106,0	51,0	55,0	GS400
PBG 36G14M90	36	5	3020	166,0	160,43	157,63	120,0	-	106,0	51,0	27,5	cast iron
PBG 38G14M90	38	5	3020	177,0	169,34	166,54	130,0	-	106,0	51,0	27,5	
PBG 40G14M90	40	5	3020	186,0	178,25	175,45	138,0	-	106,0	51,0	27,5	
PBG 44G14M90	44	5	3030	209,0	196,08	193,28	154,0	-	106,0	76,0	15,0	
PBG 48G14M90	48	5	3030	216,0	213,90	211,11	172,0	-	106,0	76,0	15,0	
PBG 50G14M90	50	5	3535	232,0	222,82	220,02	181,0	-	106,0	89,0	8,5	
PBG 56G14M90	56	5	3535	261,0	249,55	246,76	207,0	-	106,0	89,0	8,5	
PBG 60G14M90	60	5	3535	274,0	267,38	264,58	225,0	-	106,0	89,0	8,5	
PBG 64G14M90	64	8	3535	288,0	285,21	282,41	243,0	178,0	106,0	89,0	8,5	
PBG 72G14M90	72	8A	3535	-	320,86	318,06	279,0	178,0	106,0	89,0	8,5	
PBG 80G14M90	80	8B	3535	-	356,51	353,71	314,0	178,0	106,0	89,0	8,5	
PBG 90G14M90	90	8B	3535	-	401,07	398,27	359,0	178,0	106,0	89,0	8,5	
PBG 112G14M90	112	8B	4040	-	499,11	496,31	457,0	215,0	106,0	102,0	2,0	
PBG 140G14M90	140	8B	4040	-	623,89	621,09	582,0	215,0	106,0	102,0	2,0	
PBG 144G14M90	144	8B	4040	-	641,71	638,92	600,0	215,0	106,0	102,0	2,0	
PBG 168G14M90	168	11B	5050	-	748,66	745,87	705,0	267,0	106,0	127,0	10,5	
PBG 192G14M90	192	11B	5050	-	855,62	852,82	812,0	267,0	106,0	127,0	10,5	
PBG 216G14M90	216	11B	5050	-	962,57	959,77	920,0	267,0	106,0	127,0	10,5	
PBG 264G14M90	264	11B	6050	-	1176,47	1173,67	1133,0	395,0	106,0	127,0	10,5	

\*= New standard

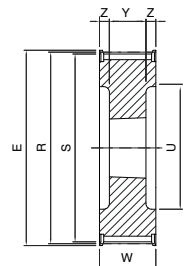
GS400 = spheroidal cast iron



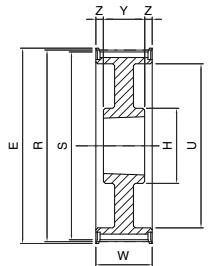
4C  
Set screw



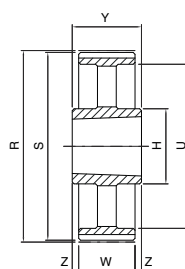
4



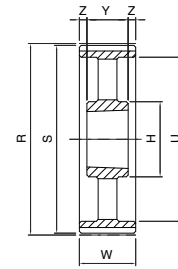
5



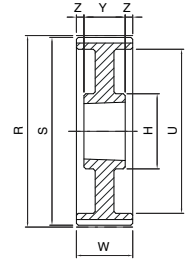
8



11B



8B



8A

# Dimensions of timing pulleys FALCON GTR - mounting taper bushing SER-SIT®

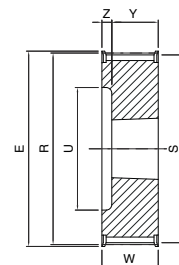


## PBG ...G14M 125

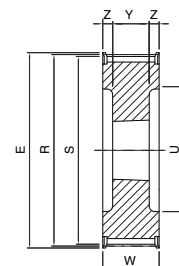
14M

Code	Teeth nr.	Type	SER-SIT® Taper bushing	E [mm]	R [mm]	S [mm]	U [mm]	H [mm]	W [mm]	Y [mm]	Z [mm]	Material
PBG 38G14M125	38	4	3535	177,0	169,34	166,54	130,0	-	141,0	89,0	52,0	GS400
PBG 40G14M125	40	4	3535	186,0	178,25	175,45	138,0	-	141,0	89,0	52,0	
PBG 44G14M125	44	5	3535	209,0	196,08	193,28	154,0	-	141,0	89,0	26,0	
PBG 48G14M125	48	5	3535	216,0	213,90	211,11	172,0	-	141,0	89,0	26,0	
PBG 50G14M125	50	5	3535	232,0	222,82	220,02	180,0	-	141,0	89,0	26,0	
PBG 56G14M125	56	5	3535	261,0	249,55	246,76	207,0	-	141,0	89,0	26,0	cast iron
PBG 60G14M125	60	5	4040	274,0	267,38	264,58	224,0	-	141,0	102,0	19,5	
PBG 64G14M125	64	5	4040	288,0	285,21	282,41	243,0	-	141,0	102,0	19,5	
PBG 72G14M125	72	8A	4040	-	320,86	318,06	279,0	215,0	141,0	102,0	19,5	
PBG 80G14M125	80	8A	4040	-	356,51	353,71	314,0	215,0	141,0	102,0	19,5	
PBG 90G14M125	90	8B	4040	-	401,07	398,27	359,0	215,0	141,0	102,0	19,5	
PBG 112G14M125	112	8B	5050	-	499,11	496,31	457,0	267,0	141,0	127,0	7,0	
PBG 140G14M125	140	8B	5050	-	623,89	621,09	581,0	267,0	141,0	127,0	7,0	
PBG 144G14M125	144	8B	5050	-	641,71	638,92	600,0	267,0	141,0	127,0	7,0	
PBG 168G14M125	168	8B	5050	-	748,66	745,87	705,0	267,0	141,0	127,0	7,0	
PBG 192G14M125	192	8B	6050	-	855,62	852,82	812,0	395,0	141,0	127,0	7,0	
PBG 216G14M125	216	8B	6050	-	962,57	959,77	920,0	395,0	141,0	127,0	7,0	
PBG 264G14M125	264	8B	6050	-	1176,47	1173,67	1133,0	395,0	141,0	127,0	7,0	

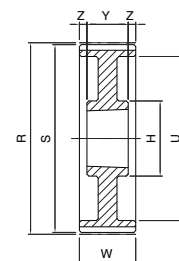
GS400 = spheroidal cast iron



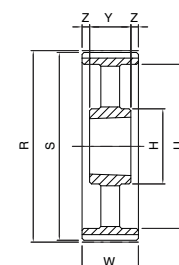
4



5



8A



8B