

**GIUNTI AD INNESTO RAPIDO E PISTOLE AD ARIA**

*AUTOMATIC QUICK COUPLINGS AND BLOW GUNS*

*SCHNELLVERSCHLUSS-KUPPLUNGEN UND BLASPISTOLEN*

*COUPLEURS AUTOMATIQUES ET SOUFFLETES*

*ENCHUFES RÁPIDOS Y PISTOLAS DE AIRE*

*CONEXÕES DE ENGATE RÁPIDO E PISTOLAS DE AR*



**Serie Quick Couplings**

**Prese ad Innesto Rapido** - Quick Couplings - Schnellverschluss Kupplungen  
 Coupleurs Automatiques - Enchufes Rápidos - Conexões de Engate Rápido




**Prese di Sicurezza ad Innesto Rapido** - Safety Quick Couplings - Kupplungen Sicherheit - Coupleurs de Sécurité  
 Enchufes de Seguridad - Conexões de Segurança

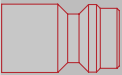
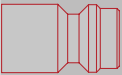

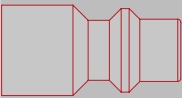
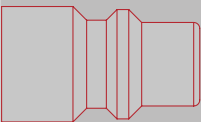
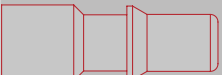
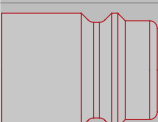
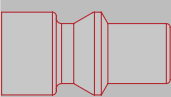
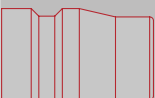

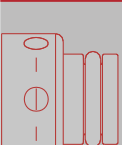


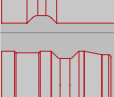
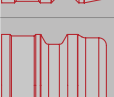


**Giunti ad Innesto Rapido per Raffreddamento Stampi** - Quick Couplings for Molding Cooling - Schnellkupplungen Für Spritzgussanwendungen  
 Coupleurs pour Moulés D'injection - Enchufes Rápidos para Refrigeración de Moldes - Conexões de Engate Rápido para Resfriamento de Moldes



**Pistole di Soffiaggio** - Blow Guns - Blaspistolen - Soufflettes - Pistolas Sopladoras - Pistola de Ar



PLUG PROFILE 1:1	STANDARD	SERIE PLUG	STANDARD COUPLINGS	MULTI COUPLINGS	SERIE SAFETY	SERIE INOX
	DN 5	MIGNON	210	110		
	DN 5	MIGNON DOUBLE SHUT OFF	280	180		
	DN 2.5	UNI-ISO 6150-A6	200	100		
	DN 5.5	UNI-ISO 6150-B12 INDUSTRIAL 1/4	220	120	190	620
	DN 9	UNI-ISO 6150-B15 INDUSTRIAL 3/8	230	130	720	
	DN 12	UNI-ISO 6150-B17 INDUSTRIAL 1/2	810	710		
	DN 5.5	UNI-ISO 6150-C10	240	140		
	DN 7.5 - 7.8	EUROPEAN	260 63260	160	190	660 63190
	DN 10	EUROPEAN DN 10	820	720		
	DN 5.5	SWISS	270	170	190	670
	DN 7.5	JAPANESE	500	400		
	DN 5	ITALIAN	250	120	190	650
	DN 2.7	MINI	800	700		
	DN 8	FRENCH	510	410		
	DN 12	FRENCH	520	420		
	DN 6	INTERNATIONAL	530	430		
	DN 9	INTERNATIONAL	540	440		
	DN 6	EUROPEAN	560	460		
	DN 9	EUROPEAN	570	470		

ARIA - AIR - LUFT - AIR - AIRE - AR

ACQUA - WATER - WASSER - EAU - AGUA - ÁGUA  
 OLIO - OIL - ÖL - HUILE - ACEITE - ÓLEO

INTERCAMBIABILITÀ - INTERCHANGE - AUSTAUSSCHBARKEIT - INTERCHANGEABILITÉ - INTERCAMBIABILIDAD - INTERCAMBIABILIDADE

RECTUS/LEGRIS PARKER 21/90	CAMOZZI 5050 - 5150	CEJN 220		FESTO KD - KS 3	
RECTUS/PARKER 21/90	CAMOZZI 5050 - 5150	CEJN 200			
				FESTO KD - KS 2	
RECTUS/LEGRIS 23/24 PARKER 20/30 - 1/4 TEMA 1400	HANSEN 3000	CEJN 310	INDUSTRIAL 1/4	GROMELLE 600	US - MIL SPEC C-4109
RECTUS/LEGRIS 30 PARKER 30 - 3/8	HANSEN 4000	CEJN 430	INDUSTRIAL 3/8	GROMELLE 900	US - MIL SPEC C-4109
RECTUS 37	HANSEN 5000	CEJN 550		GROMELLE 1300	US - MIL SPEC C-4109
RECTUS/LEGRIS 18					
RECTUS/LEGRIS 25/26/1600/1625 TEMA 1600	CAMOZZI 5080 - 5180	CEJN 320		FESTO KD - KS 6 KD - KS 4	
RECTUS/LEGRIS 27		CEJN 410			
RECTUS/LEGRIS 14/22 PARKER 50	HANSEN 210	CEJN 300		ARO 210	
RECTUS/LEGRIS 13	SMC KK130	CEJN 315	NITTO KOHKI 200		
RECTUS/LEGRIS PARKER 20/91				FESTO KD - KS 2	
RECTUS 608					
RECTUS 612					
RECTUS 86	DME 1/4				
RECTUS 87	DME 3/8				
RECTUS 10	HASCO Z80/811HT/9 [Øe 9]	CEJN 220 - 221 - 225			
RECTUS 11	HASCO Z80/811HT/13 [Øe 13.5]				

**SERIE 710 UNI ISO 6150-B17**



**CARATTERISTICHE TECNICHE**  
 TECHNICAL CHARACTERISTICS  
 TECHNISCHE ANGABEN  
 CARACTÉRISTIQUES TECHNIQUES  
 CARACTERÍSTICAS TÉCNICAS  
 CARACTERÍSTICAS TÉCNICAS



**Norma di Riferimento**

Reference standard

Entspricht der Norm

Norme de référence

Normativa de referencia

Norma de referència

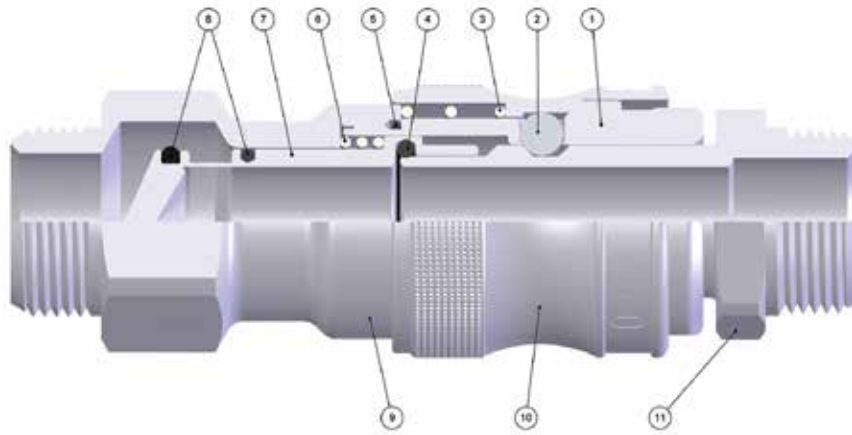
1907/2006  
 REACH ✓

2011/65/CE  
 RoHS ✓

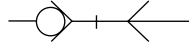
PED  
 2014/68/UE

SILICON  
 FREE

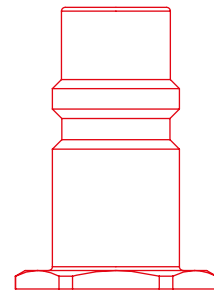
**FKM A RICHIESTA**  
 IF REQUESTED FKM  
 FKM AUF ANFRAGE  
 FKM SUR DEMANDE  
 FKM BAJO DEMANDA  
 FKM SOB ENCOMENDA



DN  
 12 mm



UNI ISO 6150-B17



1:1

Materiali e Componenti	IT	Component Parts and Materials	GB	Komponenten und Materialien	DE
1 Corpo in Ottone Nichelato		1 Nickel-Plated Brass Body		1 Körper Messing Vernickelt	
2 Sfera in Acciaio AISI 420		2 Stainless Steel AISI 420 Balls		2 Kugel Edelstahl AISI 420	
3 Molla Ghiera in Acciaio AISI 302		3 Stainless Steel AISI 302 Ring Nut Spring		3 Nrtiegelungsfeder Edelstahl AISI 302	
4 Guarnizione O-Ring in NBR		4 NBR O-Ring Seals		4 O-Ring NBR	
5 Guarnizione O-Ring in NBR		5 NBR O-Ring Seals		5 O-Ring NBR	
6 Molla Otturatore in Acciaio AISI 302		6 Stainless Steel AISI 302 Shutter Spring		6 Verschlussfeder Edelstahl AISI 302	
7 Otturatore in Ottone Nichelato		7 Nickel-Plated Brass Shutter		7 Verschluss Messing Vernickelt	
8 Guarnizione O-Ring in NBR		8 NBR O-Ring Seals		8 O-Ring NBR	
9 Attacco Terminale in Ottone Nichelato		9 Nickel-Plated Brass Coupling Back Part		9 Einschraubkörper Messing Vernickelt	
10 Ghiera in Ottone Nichelato		10 Nickel-Plated Brass Sleeve		10 Entriegelungshülse Messing Vernickelt	
11 Innesto in Ottone Nichelato		11 Nickel-Plated Brass Plug Outline		11 Stecker Messing Vernickelt	

Matériaux et Composants	FR	Materiales y Componentes	ES	Materiais e Componentes	PT
1 Corps: Laiton Nickelé		1 Cuerpo en latón niquelado		1 Corpo em latão niquelado	
2 Bille: Acier Inoxydable AISI 420		2 Esfera en acero AISI 420		2 Esfera em aço AISI 420	
3 Ressort de Bague: Acier Inoxydable AISI 302		3 Muelle tuerca en acero AISI 302		3 Mola de porca em aço AISI 302	
4 Joint Torique en NBR		4 Junta tórica en NBR		4 Vedação O-Ring em NBR	
5 Joint Torique en NBR		5 Junta tórica en NBR		5 Vedação O-Ring em NBR	
6 Ressort de Clapet: Acier Inoxydable AISI 302		6 Muelle obturador en acero AISI 302		6 Mola do obturador em aço AISI 302	
7 Clapet en Laiton Nickelé		7 Obturador en latón niquelado		7 Obturador em latão niquelado	
8 Joint Torique en NBR		8 Junta tórica en NBR		8 Vedação O-Ring em NBR	
9 Corps: Laiton Nickelé		9 Conexión terminal en latón niquelado		9 Conexão terminal em latão niquelado	
10 Bague: Laiton Nickelé		10 Tuerca en latón niquelado		10 Porca em latão niquelado	
11 Embout: Laiton Nickelé		11 Enchufe en latón niquelado		11 Plug em latão niquelado	



### Pressione d'esercizio

Working Pressures

Betriebsdruck

Pression de service

Presión de Ejercicio

Pressão de Trabalho

**0 bar**

**16 bar**



### Max pressione statica (no pulsazioni)

Maximum static pressure (no pulsations)

Maximaler statischer Betriebsdruck (ohne pulsations)

Pression statique maximale (sans pulsation)

Presión estática máxima (sin pulsaciones)

Pressão estática máxima (sem pulsações)

**35 bar**



### Temperature

Temperatures

Temperatur

Températures

Temperaturas

Temperaturas

**- 20 °C**

**+ 80 °C**

Con O-ring in FKM

With FKM O-ring

Mit O-ring in FKM

Avec joints en FKM

Con junta tórica en FKM

Com O-ring em FKM

**- 10 °C**

**+ 200 °C**



### Fluidi compatibili

Aria compressa

Fluids

Compressed air

Geeignete Medien

Druckluft

Fluides compatibles

Air comprimé

Fluidos compatibles

Aire comprimido

Fluidos compatíveis

Ar comprimido

Per altri fluidi, consultare l'ufficio tecnico Aignep.

For other fluids, consult the technical department Aignep.

Für andere Flüssigkeiten, kontaktieren Sie uns.

Pour d'autres fluides, veuillez nous consulter.

Para otros fluidos póngase en contacto con el departamento técnico Aignep.

Para outros fluidos consulte o departamento técnico da Aignep.



### Portata

NI/min

Flow Rate

Durchflusswerte

Débit

Caudal de Flujo

Vazão

**6 bar**

**Δ 1**

4200

**6 bar**

**Δ 0.5**

3200

**6 bar**

**Δ 0\***

4750

\* Scarico libero - Exhaust Free - Kostenlose Auspuff - Échappement libre - Escape Libre - Descarga livre.



### Filettatura

IT

Gas cilindrica conforme ISO 228 Classe A.

### Threads

GB

Parallel gas in conformity with ISO 228 Class A.

### Gewindearten

DE

Zylindrisches Gewinde nach Norm ISO 228 Classe A.

### Filetages

FR

Filetage cylindrique conforme: ISO 228 Classe A.

### Roscas

ES

Gas cilíndrica conforme ISO 228 Clase A.

### Roscas

PT

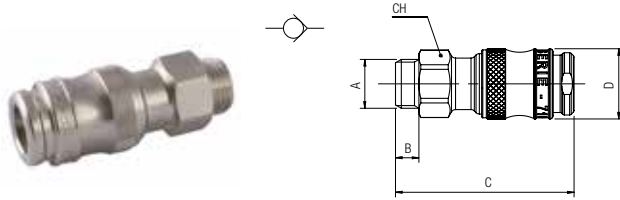
Gas paralela conforme ISO 228 Classe A.



**711**

**PRESA CON ATTACCO MASCHIO**

MALE SOCKET  
 VERSCHLUSS-KUPPLUNG MIT AUSSENGEWINDE  
 COUPLEUR MÂLE  
 ENCHUFE MACHO  
 SOQUETE COM ROSCA MACHO

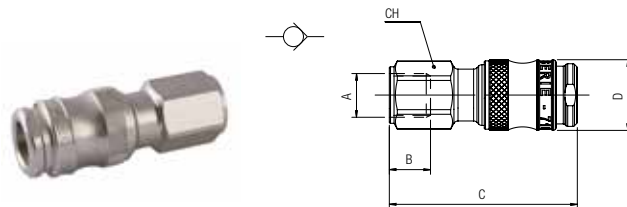


Code	A	B	C	D	CH	Pack.
00711 00 003	1/2	76	10	30	26	10
00711 00 004	3/4	78	12	30	30	10

**712**

**PRESA CON ATTACCO FEMMINA**

FEMALE SOCKET  
 VERSCHLUSS-KUPPLUNG MIT INNENGEWINDE  
 COUPLEUR FEMELLE  
 ENCHUFE HEMBRA  
 SOQUETE COM ROSCA FÊMEA




Code	A	B	C	D	CH	Pack.
00712 00 003	1/2	80	15	30	26	10
00712 00 004	3/4	80	16,5	30	30	10

**811**

**INNESTO CON ATTACCO MASCHIO**

MALE PLUG  
 STECKER MIT AUSSENGEWINDE  
 EMBOUT MÂLE  
 ADAPTADOR MACHO  
 PLUG COM ROSCA MACHO

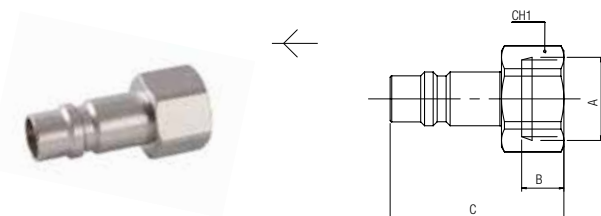


Code	A	C	B	CH	Pack.
00811 00 01 05 NB	1/2	50,5	10	24	10
00811 00 01 07 NB	3/4	52,5	12	30	10

**812**

**INNESTO CON ATTACCO FEMMINA**

FEMALE PLUG  
 STECKER MIT INNENGEWINDE  
 EMBOUT FEMELLE  
 ADAPTADOR HEMBRA  
 PLUG COM ROSCA FÊMEA



Code	A	C	B	CH	Pack.
00812 00 01 05 NB	1/2	53	15	24	10
00812 00 01 07 NB	3/4	54,5	16,5	30	10

